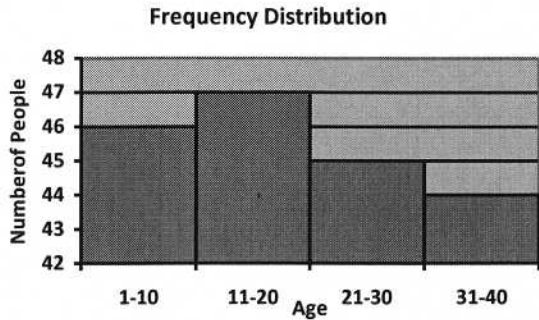
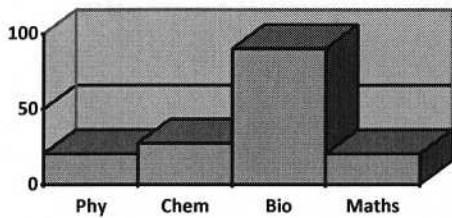


Independent Practice 1: Reading Histograms

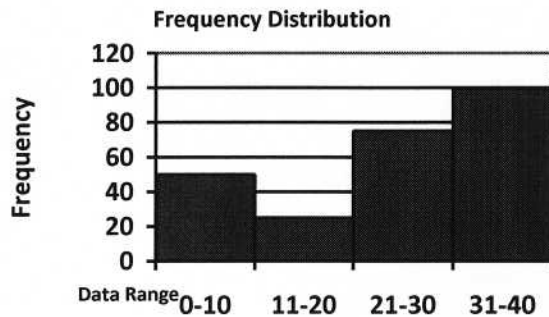


1. which age group has the most people? _____
2. which age group has the least number of people? _____
3. which age group has less than 45 people? _____
4. which age group has more than 46? _____
5. what is total number of people in the under 21 age group?

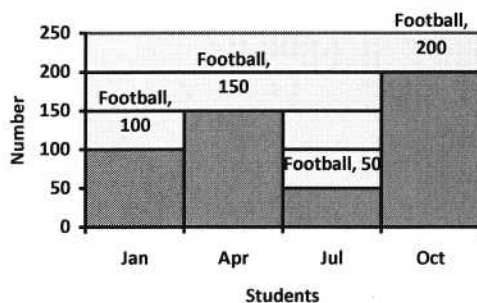
Enrollment Histogram



6. which subject has the largest enrollment? _____
7. what is number of enrollments for Chem.? _____
8. which subjects have enrollments more than 60? _____
9. what is difference in enrollments between Bio. and Phy. ? _____
10. which subject has the least enrollments? _____



11. which data range has the maximum frequency? _____
12. which data range has the minimum frequency? _____
13. what is the frequency for data interval 21-30? _____
14. what is frequency for data interval 31-40? _____
15. what is total frequency distribution of all data ranges?



16. How many students played football in April? _____
17. which month had the largest number of students? _____
18. what is the maximum number of students playing football in any month? _____
19. what is difference in number of students playing Football between July and October? _____
20. which month had more than 150 players in Football? _____