

LESSON
3.4

Name _____

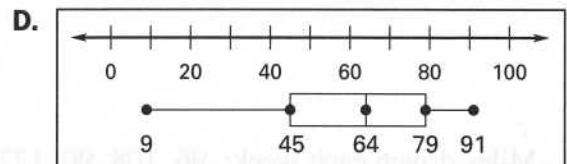
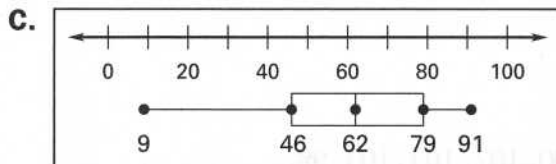
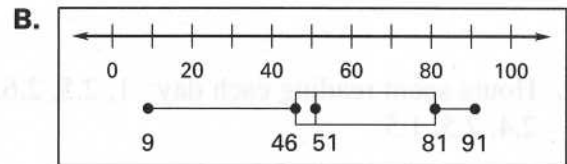
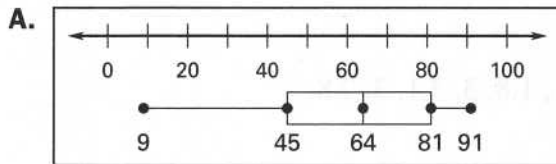
Date _____

Practice

For use with pages 122-127

Match the box-and-whisker plot with its data.

1. Data: 45, 46, 91, 72, 79, 80, 48, 52, 9, 74
2. Data: 39, 9, 81, 75, 91, 82, 51, 53, 45, 80
3. Data: 50, 47, 81, 23, 9, 91, 52, 85, 46, 67
4. Data: 79, 82, 53, 32, 63, 9, 78, 91, 65, 45



5. Describe and correct the error in making the box-and-whisker plot for the given data.

71, 69, 88, 69, 75, 46, 81, 33, 69, 65

