


**LESSON**  
**6-1**


**Practice B**  
**Percents**

Write the percent modeled by each grid.


1.



2.



3.



\_\_\_\_\_

Write each percent as a fraction in simplest form.

4. 16%

\_\_\_\_\_

5. 49%

\_\_\_\_\_

6. 20%

\_\_\_\_\_

7. 15%

\_\_\_\_\_

8. 18%

\_\_\_\_\_

9. 60%

\_\_\_\_\_

10. 35%

\_\_\_\_\_

11. 46%

\_\_\_\_\_

12. 86%

\_\_\_\_\_

13. 79%

\_\_\_\_\_

14. 56%

\_\_\_\_\_

15. 45%

\_\_\_\_\_

Write each percent as a decimal.

16. 33%

\_\_\_\_\_

17. 57%

\_\_\_\_\_

18. 46%

\_\_\_\_\_

19. 6%

\_\_\_\_\_

20. 4.7%

\_\_\_\_\_

21. 13.2%

\_\_\_\_\_

22. 75.8%

\_\_\_\_\_

23. 4%

\_\_\_\_\_

24. 1.16%

\_\_\_\_\_

25. 27.05%

\_\_\_\_\_

26. 93.01%

\_\_\_\_\_

27. 7.9%

\_\_\_\_\_

**LESSON** **Problem Solving**  
**6-1** **Percents**

**Write the correct answer.**

1. In 2003, 68% of the T.V. set owners in the United States had cable television. Write this percent as a fraction in simplest form and as a decimal.  
 \_\_\_\_\_
2. In 2004, 27% of Internet users were in the United States. What percent of Internet users were in countries other than the United States?  
 \_\_\_\_\_
3. In a survey, 46% of men said they spend fewer than 5 hours shopping for gifts for the holidays. Write this percent as a fraction in simplest form and as a decimal.  
 \_\_\_\_\_
4. In a survey, 59% of a group of people aged 18–29 said that they do not have enough time to do what they want. What percent of those surveyed feel that they do have enough time do what they want? Write your answer as a percent and as a decimal.  
 \_\_\_\_\_

**Choose the letter for the best answer.**

The table shows the percent of adults who participated in selected leisure activities two or more times per week.

**Adult Participation in Selected Leisure Activities in 2003**

Activity	Percent
Crossword puzzles	7%
Dining out	10%
Reading books	21%
Surfing the net	18%
Video games	5%

5. Express the percent of adults who dined out two or more times per week as a fraction.
 

A $\frac{1}{100}$	C $\frac{1}{10}$
B $\frac{1}{50}$	D $\frac{1}{5}$
6. Express the percent of adults who did crossword puzzles two or more times per week as a decimal.
 

F 0.07	H 0.5
G 0.05	J 0.7
7. What fraction of adults played video games fewer than two times per week?
 

A $\frac{1}{20}$	C $\frac{19}{50}$
B $\frac{1}{50}$	D $\frac{19}{20}$
8. Which decimal represents the percent of adults who surfed the net fewer than two times per week?
 

F 0.018	H 0.18
G 0.05	J 0.82